

EW330U

Mobile WXGA Projector



Clear, Concise Presentations...
Vivid wide-screen power gets the point across

Fully Featured

Wide-screen Compatible

The EW330U is a WXGA projector with 1280 x 800 pixel resolution specially tuned to screen aspect ratios that support the shift towards wide-screen computer monitors.

High-power 1.3x Zoom Lens

The EW330U is equipped with a powerful zoom lens that provides magnification of 1.3x. This enables greater versatility in how far apart the screen and projector can be placed. Now large-screen images can be enjoyed even in small rooms where the throw-distance is restricted.

Advanced Network Management

The projector is equipped with a RJ45 terminal for easy network connection and remote control. Compatibility with the software of Crestron Electronics Inc., a world-leading switch manufacturer, is offered, and centralized On/Off control is possible.



3D READY – Enjoy the future today

Experience the impact and allure of 3D images. The 3D video content must be in field sequential format and special electronic shutter glasses are required.



• Top-loading lamp*1

*1; A lamp replacement attachment is included to prevent the lamp from being dropped during replacement.

Top-loading lamp



• Long 5,000hr*2 Lamp Life

*2; When used in Low Mode, Maximum lamp life in standard mode use is 3,500 hours. It's an estimated life time and the lamp is to be shut off upon the arrival. Lamp life refers to the average time required for brightness to be reduced by half, and not the time specified in the warranty. Lamp service life may vary widely depending on the environment and conditions, and whether or not cleaning and other maintenance procedures are followed.

- **Widescreen**
- **3000 ANSI lumens**
- **2000:1 Contrast ratio**
- **Up to 5,000 hour lamp life**
- **Brilliant Colour™**
- **Stand by mode**
- **Instant Shutdown**
- **Low Fan Noise**
- **Dual RGB Input Terminal**

Brighter display solutions




EW330U

Mobile WXGA Projector

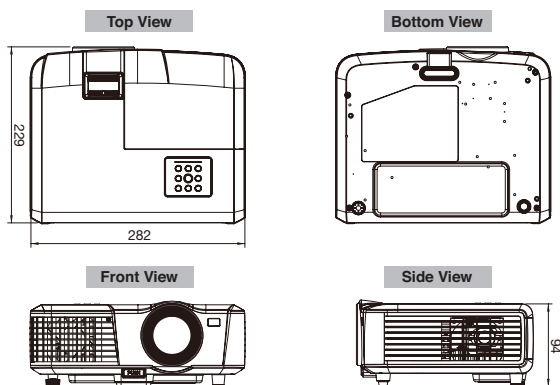
Brilliant Colour™	Wall Screen	Password Lock	Instant Shutdown	Long-life Lamp	Low Standby Power	Picture Performance
Top Loading Lamp	Closed Caption	Low Fan Noise	LAN (RJ-45)	HDMI		User Friendly

Input and Output Terminals



- | | | |
|----------------------------|------------------|----------------|
| 1 Monitor output | 4 Serial RS-232C | 7 Audio output |
| 2 PC/Component video input | 5 LAN (RJ-45) | 8 S-Video |
| 3 HDMI | 6 Audio input | 9 Video |

Dimensions



Unit:mm



for a greener tomorrow

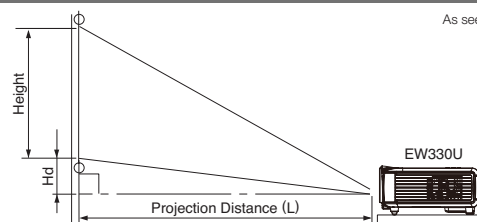
Eco Changes is the Mitsubishi Electric Group's environmental statement, and expresses the Group's stance on environmental management. Through a wide range of businesses, we are helping contribute to the realization of a sustainable society.

Specifications

Model	EW330U
Display Technology	0.65" 1-Chip DMD
Resolution	1280 x 800 (Total 1,024,000 pixels)
Brightness	3000lm
Contrast Ratio	2000 : 1
Picture Size*1	40" - 300"
Throw Ratio*1	1.5 - 2.0
Source Lamp	170W (5000hr*2) with Low Mode, 230W (3500hr*2) with Standard Mode
PC Compatibility	640 x 480 - 1600 x 1200, True : 1280 x 800, Sync on Green available
Video Compatibility	NTSC / NTSC 4.43 / PAL (including PAL-M, N) / SECAM / PAL-60 Component Video ; 480i/p (525i/p), 576i/p (625i/p), 720p (750p), 1080i/p (1125i/p 60Hz), 1080i/p (1125i/p 50Hz)
Input Terminals	RGB ; mini D-sub 15pin x 2 Video ; RCA x 1 + S-VIDEO x 1 Digital ; HDMI*3 x 1 Audio ; Stereo mini jack (ø3.5mm) x 1
Output Terminals	RGB ; mini D-sub 15pin x 1 Audio ; Stereo mini jack (ø3.5mm) x 1
Communication Terminal	Serial; D-Sub 9pin x 1 (RS-232C) LAN ; RJ-45 x 1
Speaker Output	2W Mono
Dimensions (W x H x D)	282 x 94 x 229 mm / 11.1 x 3.7 x 9.0 inch (Not including protrusion)
Weight	2.5kg / 5.5lbs
Power Requirements	AC 100-240V, 50/60Hz
Optional Lamp	VLT-EX320LP

- Compliant with ISO21118-2005
- All brand names and product names are trademarks, registered trademarks or trade names of their respective holders.
- *1: Actual values may vary slightly from those listed here.
- *2: Lamp service life varies depending on usage environment and maintenance.
- *3: "HDMI", the HDMI Logo, and High-Definition Multimedia Interface are trademarks or registered trademarks of HDMI Licensing LLC in the United States and other countries."

Screen size and Projection distance



As seen from the side

Screen size chart (16:10 aspect ratio)

Screen size chart (16:10 aspect ratio)											
Screen		Distance from screen (L)						Height projected image (Hg)			
Diagonal Size		Width (W)		Height (H)		Shortest (Wide)		Longest (Tele)			
inch	cm	inch	cm	inch	cm	inch	m	inch	m	inch	cm
40	102	34	86	21	54	41	1.0	54	1.4	1	1
60	152	51	129	32	81	62	1.6	80	2.0	1	2
80	203	68	172	42	108	82	2.1	107	2.7	1	3
100	254	85	215	53	135	103	2.6	134	3.4	1	3
120	305	102	258	64	162	124	3.1	161	4.1	2	4
150	381	127	323	79	202	154	3.9	201	5.1	2	5
200	508	170	431	106	269	206	5.2	268	6.8	3	7
250	635	212	538	132	337	257	6.5	335	8.5	3	8
300	762	254	646	159	404	309	7.8	401	10.2	4	10

The above numbers are approximate, and may be slightly different from the actual measurements.

Screen size chart (16:9 aspect ratio)

Screen				Distance from screen (L)				Height projected image (Hd)			
Diagonal Size	Width (W)		Height (H)	Shortest (Wide)		Longest (Tele)					
inch	cm	inch	cm	inch	cm	inch	m	inch	m	inch	cm
40	102	35	89	20	50	42	1.1	54	1.4	2	4
60	152	52	133	29	75	63	1.6	82	2.1	3	6
80	203	70	177	39	100	84	2.1	109	2.8	3	8
100	254	87	221	49	125	105	2.7	136	3.5	4	11
120	305	105	266	59	149	126	3.2	163	4.1	5	13
150	381	131	332	74	187	157	4.0	204	5.2	6	16
200	508	174	443	98	249	209	5.3	272	6.9	8	21
250	635	218	553	123	311	261	6.6	340	8.6	10	26
300	762	261	664	147	374	314	8.0	408	10.4	13	32

The above numbers are approximate, and may be slightly different from the actual measurements.



mitsubishi electric europe

New publication, effective December 2010 Specifications subject to change without notice.